

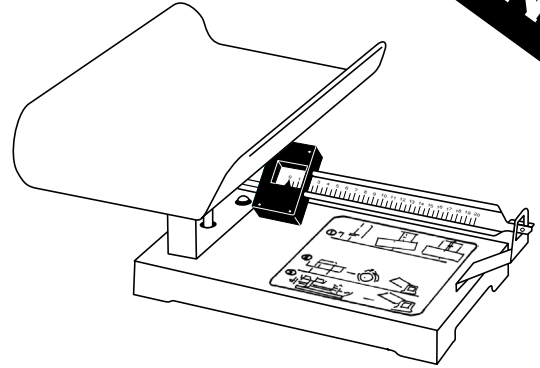
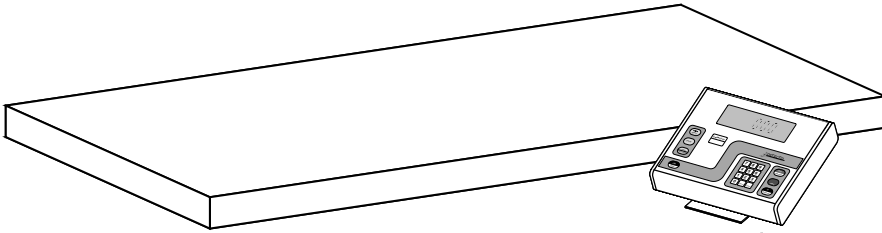



A Division of Cardinal Scale Manufacturing Co.

VETERINARY SCALES

MODELS: VET 400, VET 50, 243, and AP-4KD

PRODUCT SPECIFICATIONS



VET 50 & VET 400 Electronic

Platform Size

VET 50: 12" x 14" x 3"
 VET 400: 22" x 42" x 2"

Capacity

VET 50: 50 lb x .02 lb (20 kg x .01 kg)
 VET 400: 400 lb x .2 lb (180 kg x .1 kg)

Accuracy: ±0.1% of full scale

Construction:

VET 50: Stainless steel platform with pad
 VET 400: Full load cell system • Steel base
 • Stainless steel platform. Optional rubber mat available.

Power:

6 "C" size Alkaline batteries (not included). Optional AC adapter available.

Indicator:

- 0.7" 7 segment, high contrast LCD
- Remote with coil cable
- Weight is retained after animal is removed from scale
- Sleep mode
- Automatic zero tracking

Ship Weight: VET 50: 17 lb VET 400: 73 lb

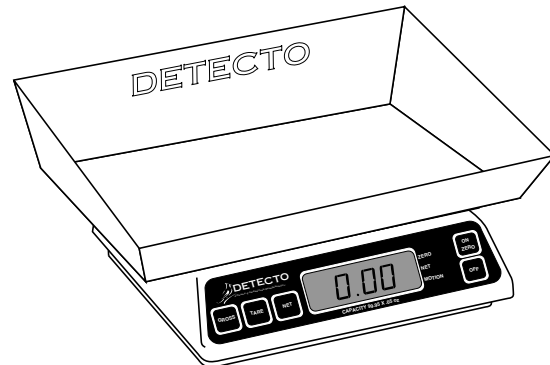
Furnished with desk/wall mounting bracket

243 Mechanical

Dimensions: 10 1/2" x 21" x 19"
 Capacity: 20 lb x 2 oz (10 kg x 50 g)
 Metal Tray: Baked enamel
 19" x 10 3/4" x 2 3/4"

Construction: Springless balance beam - blue graduations and numerals on white background

Ship Weight: 21 lb



AP-4KD

Capacity: 4000 g x 1 g
 Display: 4 digit 1/2" high red LED
 Dimensions: 7"L x 7 1/2"W x 2 3/4"H
 Tray: Removable 9" x 6" stainless steel
 Power: 115 VAC, 50/60 Hz or 230 VAC, 50/60 Hz; AC adapter with 6' power cord
 Tare: Pushbutton tare
 Weight: 4 1/2 lb



Cardinal Scale reserves the right to improve, modify, or enhance features and specifications without prior notice.

